



# گروه فنی مهندسی جوش و برش مقدم

اعتماد از شما کیفیت و تخصص از ما



09153223758



051-37581400



<https://www.moghadamwelding>



<http://instagram.com/moghadam>



<https://t.me/moghadamwelding>



<https://whatsapp.com/channel>



<https://rubika.ir/moghadamwelding>



مشهد خیام شمالی 63 خیابان پردیس 3

برای کسب اطلاعات بیشتر بر روی لینک ها کلیک کنید

- 7 سال سابقه آموزش تعمیرات تخصصی دستگاه های جوش اینورتری تک فاز و 3 فاز
- 7 سال سابقه فروش قطعات الکترونیکی دستگاه جوش تک فاز و 3 فاز
- آموزش تخصصی تحلیل دستگاه های جوش اینورتری مختص ابراز فروشان
- آموزش تخصصی ابراز آلات شارژی

# 2N2222

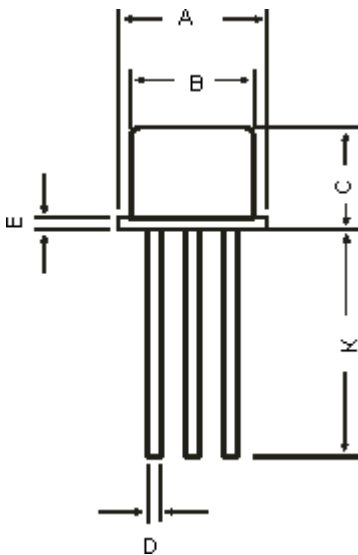
## Low Power Bipolar Transistors



### Features:

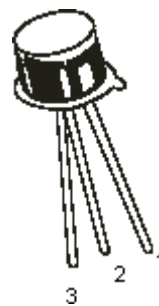
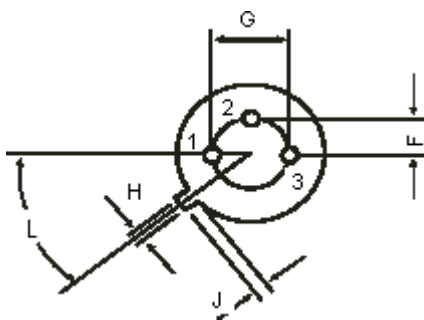
- NPN Silicon Planar Switching Transistors.
- Switching and Linear application DC and VHF Amplifier applications.

### TO-18 Metal Can Package



Dimensions	Minimum	Maximum
A	5.24	5.84
B	4.52	4.97
C	4.31	5.33
D	0.40	0.53
E	-	0.76
F	-	1.27
G	-	2.97
H	0.91	1.17
J	0.71	1.21
K	12.70	-
L	45°	

Dimensions : Millimetres



Pin Configuration:

1. Emitter
2. Base
3. Collector



# 2N2222

## Low Power Bipolar Transistors



### Absolute Maximum Ratings ( $T_a = 25^\circ\text{C}$ unless specified otherwise)

Description	Symbol	2N2222	Unit
Collector Emitter Voltage	$V_{\text{CEO}}$	30	V
Collector Base Voltage	$V_{\text{CBO}}$	60	
Emitter Base Voltage	$V_{\text{EBO}}$	5	
Collector Current Continuous	$I_{\text{C}}$	800	mA
Power Dissipation at $T_a = 25^\circ\text{C}$ Derate above $25^\circ\text{C}$	$P_{\text{D}}$	500	mW
Power Dissipation at $T_{\text{C}} = 25^\circ\text{C}$ Derate above $25^\circ\text{C}$		2.28	$\text{mW}/^\circ\text{C}$
		1.2	W
		6.85	$\text{mW}/^\circ\text{C}$
Operating and Storage Junction Temperature Range	$T_{\text{J}}, T_{\text{stg}}$	-65 to +200	$^\circ\text{C}$

### Electrical Characteristics ( $T_a = 25^\circ\text{C}$ unless specified otherwise)

Description	Symbol	Test Condition	Value		Unit
			Minimum	Maximum	
Collector Emitter Breakdown Voltage	$BV_{\text{CEO}}$	$I_{\text{C}} = 10\text{mA}, I_{\text{B}} = 0$	30	-	V
Collector Base Breakdown Voltage	$BV_{\text{CBO}}$	$I_{\text{C}} = 10\mu\text{A}, I_{\text{E}} = 0$	60	-	
Emitter Base Breakdown Voltage	$V_{\text{EBOf}}$	$I_{\text{E}} = 10\mu\text{A}, I_{\text{C}} = 0$	5	-	
Collector Leakage Current	$I_{\text{CBO}}$	$V_{\text{CB}} = 50\text{V}, I_{\text{E}} = 0$	-	10	nA
		$V_{\text{CB}} = 50\text{V}, I_{\text{E}} = 0$ $T_a = 150^\circ\text{C}$		10	$\mu\text{A}$
Collector Emitter Saturation Voltage	$*V_{\text{CE}}(\text{Sat})$	$I_{\text{C}} = 150\text{mA}, I_{\text{B}} = 15\text{mA}$ $I_{\text{C}} = 500\text{mA}, I_{\text{B}} = 50\text{mA}$	-	0.4 1.6	V
Base Emitter Saturation Voltage	$*V_{\text{BE}}(\text{Sat})$	$I_{\text{C}} = 150\text{mA}, I_{\text{B}} = 15\text{mA}$ $I_{\text{C}} = 500\text{mA}, I_{\text{B}} = 50\text{mA}$	0.6	1.3 2.6	

# 2N2222

## Low Power Bipolar Transistors



### Electrical Characteristics ( $T_a = 25^\circ\text{C}$ unless specified otherwise)

Parameter	Symbol	Test Condition	2N2222		Unit
			Minimum	Maximum	
DC Current Gain	$h_{FE}$	$I_C = 0.1\text{mA}, V_{CE} = 10\text{V}^*$	35	300	-
		$I_C = 1\text{mA}, V_{CE} = 10\text{V}$	50		
		$I_C = 10\text{mA}, V_{CE} = 10\text{V}^*$	75		
		$I_C = 150\text{mA}, V_{CE} = 1\text{V}^*$	50		
		$I_C = 150\text{mA}, V_{CE} = 1\text{V}^*$	100		
		$I_C = 500\text{mA}, V_{CE} = 10\text{V}^*$	30		
<b>Dynamic Characteristics</b>					
Transition Frequency	$f_t$	$I_C = 20\text{mA}, V_{CE} = 20\text{V}$ $f = 100\text{MHz}$	250	-	MHz
Output Capacitance	$C_{ob}$	$V_{CB} = 10\text{V}, I_E = 0$ $f = 100\text{kHz}$	-	8	pF
Input Capacitance	$C_{ib}$	$V_{EB} = 0.5\text{V}, I_C = 0$ $f = 100\text{kHz}$	-	30	
<b>Switching Characteristics</b>					
Delay Time	$t_d$	$I_C = 150\text{mA}, I_{B1} = 15\text{mA}$	-	10	ns
Rise Time	$t_r$	$V_{CC} = 30\text{V}, V_{BE(\text{off})} = 0.5\text{V}$	-	25	
Storage Time	$t_s$	$I_C = 150\text{mA}, I_{B1} = 15\text{mA}$	-	225	
Fall Time	$t_f$	$I_{B2} = 15\text{mA}, V_{CC} = 30\text{V}$	-	60	

\*Pulse Condition: Pulse Width  $\leq 300\mu\text{s}$ , Duty Cycle  $\leq 2\%$ .

### Part Number Table

Package	Part Number
TO-18	2N2222



# 2N2222

## Low Power Bipolar Transistors

### Notes:

### International Sales Offices:



**AUSTRALIA – Farnell InOne**  
Tel No: ++ 61 2 9645 8888  
Fax No: ++ 61 2 9644 7898



**FINLAND – Farnell InOne**  
Tel No: ++ 358 9 560 7780  
Fax No: ++ 358 9 345 5411



**NETHERLANDS – Farnell InOne**  
Tel No: ++ 31 30 241 7373  
Fax No: ++ 31 30 241 7333



**SWITZERLAND – Farnell InOne**  
Tel No: ++ 41 1 204 64 64  
Fax No: ++ 41 1 204 64 54



**AUSTRIA – Farnell InOne**  
Tel No: ++ 43 662 2180 680  
Fax No: ++ 43 662 2180 670



**FRANCE – Farnell InOne**  
Tel No: ++ 33 474 68 99 99  
Fax No: ++ 33 474 68 99 90



**NEW ZEALAND – Farnell InOne**  
Tel No: ++ 64 9 357 0646  
Fax No: ++ 64 9 357 0656



**UK – Farnell InOne**  
Tel No: ++ 44 8701 200 200  
Fax No: ++ 44 8701 200 201



**BELGIUM – Farnell InOne**  
Tel No: ++ 32 3 475 2810  
Fax No: ++ 32 3 227 3648



**GERMANY – Farnell InOne**  
Tel No: ++ 49 89 61 39 39 39  
Fax No: ++ 49 89 613 59 01



**NORWAY – Farnell InOne**  
Tel No: ++ 45 44 53 66 66  
Fax No: ++ 45 44 53 66 02



**UK – BuckHickman InOne**  
++ 44 8450 510 150  
++ 44 8450 510 130



**BRAZIL – Farnell-Newark InOne**  
Tel No: ++ 55 11 4066 9400  
Fax No: ++ 55 11 4066 9410



**HONG KONG – Farnell-Newark InOne**  
Tel No: ++ 852 2268 9888  
Fax No: ++ 852 2268 9899



**PORTUGAL – Farnell InOne**  
Tel No: ++ 34 93 475 8804  
Fax No: ++ 34 93 474 5288



**UK – CPC**  
++ 44 8701 202 530  
++ 44 8701 202 531



**CHINA – Farnell-Newark InOne**  
Tel No: ++86 10 6238 5152  
Fax No: ++86 10 6238 5022



**IRELAND – Farnell InOne**  
Tel No: ++ 353 1 830 9277  
Fax No: ++ 353 1 830 9016



**SINGAPORE – Farnell-Newark InOne**  
Tel No: ++ 65 6788 0200  
Fax No: ++ 65 6788 0300



**EXPORT – Farnell InOne**  
Tel No: ++ 44 8701 200 208  
Fax No: ++ 44 8701 200 209

For enquiries from all other markets



**DENMARK – Farnell InOne**  
Tel No: ++ 45 44 53 66 44  
Fax No: ++ 45 44 53 66 06



**ITALY – Farnell InOne**  
Tel No: ++ 39 02 93 995 200  
Fax No: ++ 39 02 93 995 300



**SPAIN – Farnell InOne**  
Tel No: ++ 34 93 475 8805  
Fax No: ++ 34 93 474 5107



**ESTONIA – Farnell InOne**  
Tel No: ++ 358 9 560 7780  
Fax No: ++ 358 9 345 5411



**MALAYSIA – Farnell-Newark InOne**  
Tel No: ++ 60 3 7873 8000  
Fax No: ++ 60 3 7873 7000



**SWEDEN – Farnell InOne**  
Tel No: ++ 46 8 730 50 00  
Fax No: ++ 46 8 83 52 62

<http://www.farnellinone.com>

<http://www.buckhickmaninone.com>

<http://www.cpc.co.uk>

**Disclaimer** This data sheet and its contents (the "Information") belong to the Premier Farnell Group (the "Group") or are licensed to it. No licence is granted for the use of it other than for information purposes in connection with the products to which it relates. No licence of any intellectual property rights is granted. The Information is subject to change without notice and replaces all data sheets previously supplied. The Information supplied is believed to be accurate but the Group assumes no responsibility for its accuracy or completeness, any error in or omission from it or for any use made of it. Users of this data sheet should check for themselves the Information and the suitability of the products for their purpose and not make any assumptions based on information included or omitted. Liability for loss or damage resulting from any reliance on the Information or use of it (including liability resulting from negligence or where the Group was aware of the possibility of such loss or damage arising) is excluded. This will not operate to limit or restrict the Group's liability for death or personal injury resulting from its negligence. Multicomp is the registered trademark of the Group. © Premier Farnell plc 2004.