

گروه فنی مهندسی جوش و برش مقدم

اعتماد از شما کیفیت و تخصص از ما



09153223758



051-37581400



<https://www.moghadamwelding>



<http://instagram.com/moghadam>



<https://t.me/moghadamwelding>



<https://whatsapp.com/channel>



<https://rubika.ir/moghadamwelding>



مشهد خیام شمالی 63 خیابان پردیس 3

برای کسب اطلاعات بیشتر بر روی لینک ها کلیک کنید

- 7 سال سابقه آموزش تعمیرات تخصصی دستگاه های جوش اینورتری تک فاز و 3 فاز
- 7 سال سابقه فروش قطعات الکترونیکی دستگاه جوش تک فاز و 3 فاز
- آموزش تخصصی تحلیل دستگاه های جوش اینورتری مختص ابراز فروشان
- آموزش تخصصی ابراز آلات شارژی

FR103, FR107

Fast Recovery Axial Rectifiers



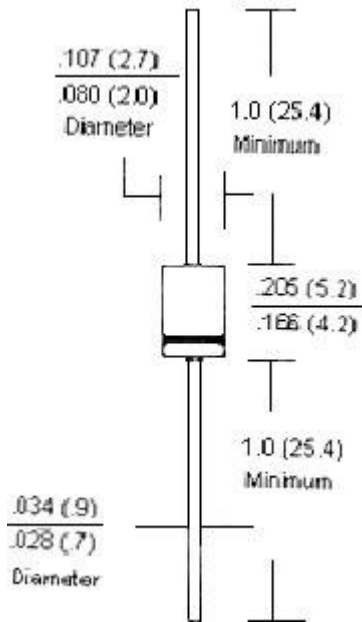
DO-41



Features:

- Low forward voltage drop.
- High current capability.
- High reliability.
- High surge current capability.

Mechanical Data:



Case

: Moulded plastic.

Lead

: Axial leads, solderable per MIL-STD-202, Method 208 guaranteed.

Polarity

: Colour band denotes cathode end.

High temperature soldering guaranteed

: 250°C/10 seconds/0.375", (9.5mm) lead lengths at 5lbs, (2.3kg) tension.

Weight

: 0.34 grams.

Dimensions : Inches (Millimetres)

Maximum Ratings and Electrical Characteristics

Rating at 25°C ambient temperature unless otherwise specified.

Single phase, half wave, 60Hz, resistive or inductive load.

For capacitive load, derate current by 20%.

Parameter	FR103	FR107	Units
Maximum recurrent peak reverse voltage	200	1000	V
Maximum RMS voltage	140	700	
Maximum DC blocking voltage	200	1000	
Maximum average forward rectified current 0.375" (9.5mm) lead length at $T_A = 55^\circ\text{C}$	1.0		A
Peak forward surge current, 8.3ms single half sine-wave superimposed on rated load (JEDEC method)	30		
Maximum Instantaneous forward voltage at 1.0A	1.3		V



FR103, FR107

Fast Recovery Axial Rectifiers



Parameter	FR103	FR107	Units
Maximum DC reverse current at rated DC blocking voltage	$T_A = 25^\circ\text{C}$ 5.0 $T_A = 100^\circ\text{C}$ 100		μA
Maximum reverse recovery time (Note 1)	150	500	nS
Typical junction capacitance (Note 2)	15		pF
Operating and Storage temperature range T_J, T_{STG}	-65 to +125 / -65 to +150		$^\circ\text{C}$

Notes:

- Reverse recovery test conditions: $I_F = 0.5\text{A}$, $I_R = 1.0\text{A}$, $I_{RR} = 0.25\text{A}$.
- Measured at 1MHz and applied reverse voltage of 4.0V dc.

Ratings and Characteristics Curves

Figure - 1 Typical Forward Current Derating Curve

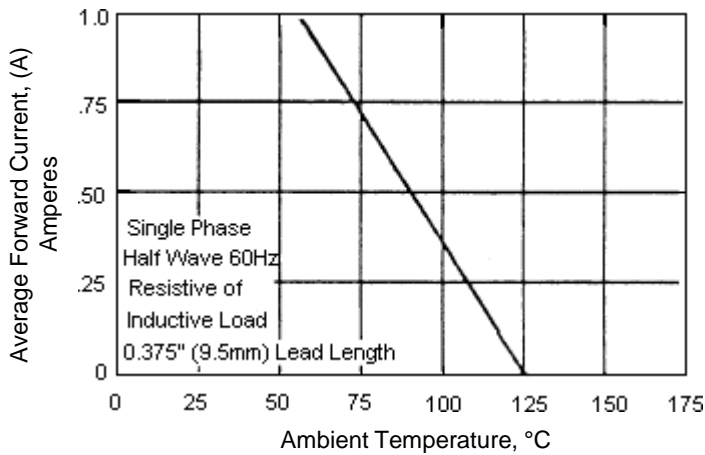
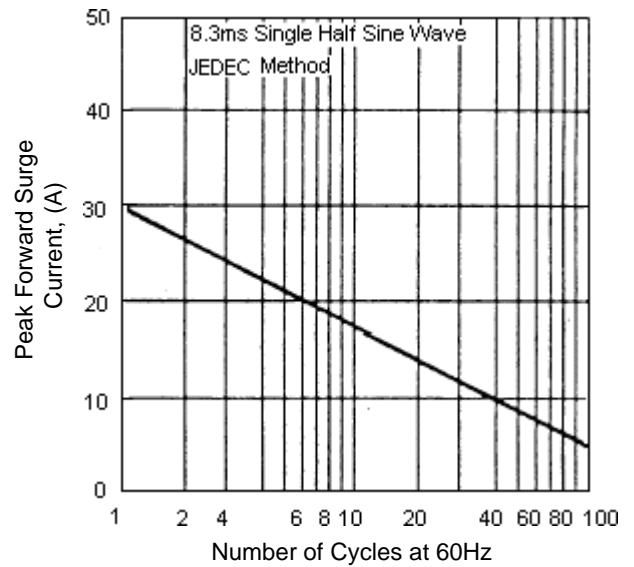


Figure - 2 Maximum Non-Repetitive Forward Surge Current



FR103, FR107

Fast Recovery Axial Rectifiers



Figure - 3 Typical Forward Characteristics

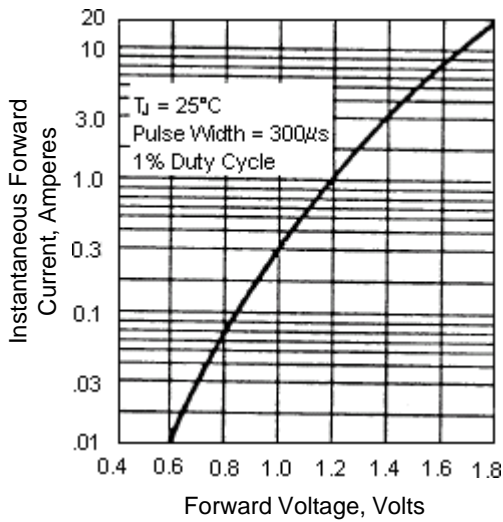


Figure - 4 Typical Junction Capacitance

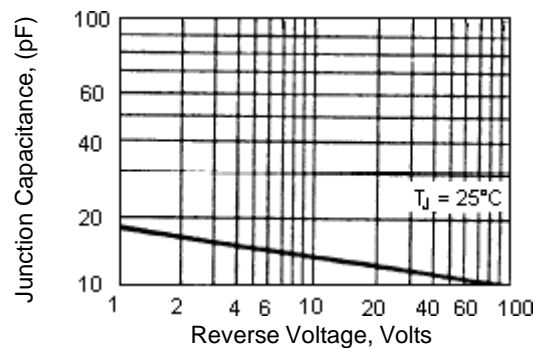
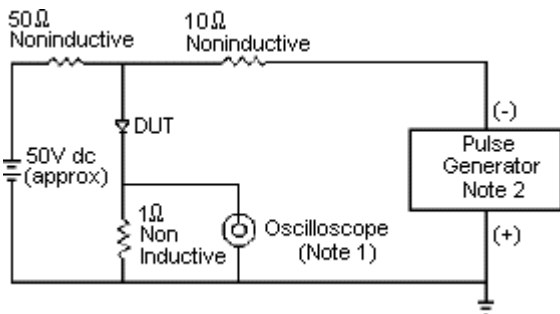
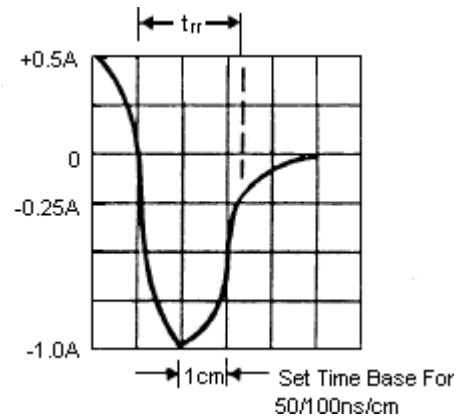


Figure - 5 Test Circuit Diagram and Reverse Recovery Time Characteristics



- NOTE: 1. Rise Time = 7ns maximum
Input Impedance = 1M Ω , 22pF
2. Rise Time = 10ns maximum
Source Impedance = 50 Ω



Specifications

I_F (av) (A)	I_{fsm} (A)	t_{rr} maximum (ns)	V_{rrm} (V)	V_F (V) at $I_F = 1A$	Length	Diameter	Package	Part Number
1	30	150	200	-	5.2	2.7	DO-41	FR103
		500	1000	1.3				FR107

Dimensions : Millimetres



FR103, FR107

Fast Recovery Axial Rectifiers



Notes:

International Sales Offices:

	AUSTRALIA – Farnell InOne Tel No: ++ 61 2 9645 8888 Fax No: ++ 61 2 9644 7898		FINLAND – Farnell InOne Tel No: ++ 358 9 560 7780 Fax No: ++ 358 9 345 5411		NETHERLANDS – Farnell InOne Tel No: ++ 31 30 241 7373 Fax No: ++ 31 30 241 7333		SWITZERLAND – Farnell InOne Tel No: ++ 41 1 204 64 64 Fax No: ++ 41 1 204 64 54
	AUSTRIA – Farnell InOne Tel No: ++ 43 662 2180 680 Fax No: ++ 43 662 2180 670		FRANCE – Farnell InOne Tel No: ++ 33 474 68 99 99 Fax No: ++ 33 474 68 99 90		NEW ZEALAND – Farnell InOne Tel No: ++ 64 9 357 0646 Fax No: ++ 64 9 357 0656		UK – Farnell InOne Tel No: ++ 44 8701 200 200 Fax No: ++ 44 8701 200 201
	BELGIUM – Farnell InOne Tel No: ++ 32 3 475 2810 Fax No: ++ 32 3 227 3648		GERMANY – Farnell InOne Tel No: ++ 49 89 61 39 39 39 Fax No: ++ 49 89 613 59 01		NORWAY – Farnell InOne Tel No: ++ 45 44 53 66 66 Fax No: ++ 45 44 53 66 02		UK – BuckHickman InOne ++ 44 8450 510 150 ++ 44 8450 510 130
	BRAZIL – Farnell-Newark InOne Tel No: ++ 55 11 4066 9400 Fax No: ++ 55 11 4066 9410		HONG KONG – Farnell-Newark InOne Tel No: ++ 852 2268 9888 Fax No: ++ 852 2268 9899		PORTUGAL – Farnell InOne Tel No: ++ 34 93 475 8804 Fax No: ++ 34 93 474 5288		UK – CPC ++ 44 8701 202 530 ++ 44 8701 202 531
	CHINA – Farnell-Newark InOne Tel No: ++86 10 6238 5152 Fax No: ++86 10 6238 5022		IRELAND – Farnell InOne Tel No: ++ 353 1 830 9277 Fax No: ++ 353 1 830 9016		SINGAPORE – Farnell-Newark InOne Tel No: ++ 65 6788 0200 Fax No: ++ 65 6788 0300		EXPORT – Farnell InOne Tel No: ++ 44 8701 200 208 Fax No: ++ 44 8701 200 209
	DENMARK – Farnell InOne Tel No: ++ 45 44 53 66 44 Fax No: ++ 45 44 53 66 06		ITALY – Farnell InOne Tel No: ++ 39 02 93 995 200 Fax No: ++ 39 02 93 995 300		SPAIN – Farnell InOne Tel No: ++ 34 93 475 8805 Fax No: ++ 34 93 474 5107	<p>http://www.farnellinone.com</p> <p>http://www.buckhickmaninone.com</p> <p>http://www.cpc.co.uk</p>	
	ESTONIA – Farnell InOne Tel No: ++ 358 9 560 7780 Fax No: ++ 358 9 345 5411		MALAYSIA – Farnell-Newark InOne Tel No: ++ 60 3 7873 8000 Fax No: ++ 60 3 7873 7000		SWEDEN – Farnell InOne Tel No: ++ 46 8 730 50 00 Fax No: ++ 46 8 83 52 62		

Disclaimer This data sheet and its contents (the "Information") belong to the Premier Farnell Group (the "Group") or are licensed to it. No licence is granted for the use of it other than for information purposes in connection with the products to which it relates. No licence of any intellectual property rights is granted. The Information is subject to change without notice and replaces all data sheets previously supplied. The Information supplied is believed to be accurate but the Group assumes no responsibility for its accuracy or completeness, any error in or omission from it or for any use made of it. Users of this data sheet should check for themselves the Information and the suitability of the products for their purpose and not make any assumptions based on information included or omitted. Liability for loss or damage resulting from any reliance on the Information or use of it (including liability resulting from negligence or where the Group was aware of the possibility of such loss or damage arising) is excluded. This will not operate to limit or restrict the Group's liability for death or personal injury resulting from its negligence. Multicomp is the registered trademark of the Group. © Premier Farnell plc 2004.

